



premaVidya
an SVYM initiative
"Pedagogy for progress through education"



SVYM Nuggehalli Project

January-May 2015

CONTENTS

Contents	2
REPORT FLOW AND STRUCTURE	3
KEY UPDATES FOR THE REPORTING PERIOD	3
SCOPE & COVERAGE (TABLE 1)	3
ACTION OUTCOMES (Jan'15-may'15)	4
REGULAR SDLC SESSIONS AND REMEDIAL CLASSES (TABLE 2)	5
PREPARATORY ANALYSIS OF CLASS 10 (TABLE 3)	6
SSLC BOARD EXAM RESULTS** COMPARISON (2013-14 AND 2014-15) (TABLE 4)	7
ACTION PLAN FOR UPCOMING REPORTING PERIOD	8
ANNEXURE (STUDENT WISE SSLC MARKS and RESULT)	8
SSLC RESULTS 2014-15	11
SSLC RESULTS 2013-14	11

REPORT FLOW AND STRUCTURE

The report is a capture of Jan-May updates and overview of the key activities conducted in SVYM-NUGGEHALLI project at Nuggehalli High school. The report contains the following sections;

- Key updates for the reporting period January'15 – May'15
- Scope and coverage which contains details on number of students covered under the program across 8th, 9th and 10th grades
- Action outcomes with description of all key activities

KEY UPDATES FOR THE REPORTING PERIOD

- Regular Digital classes, practice and revision classes
- Analysis of preparatory exam results
- Analysis of SSLC Board exam results

SCOPE & COVERAGE (TABLE 1)

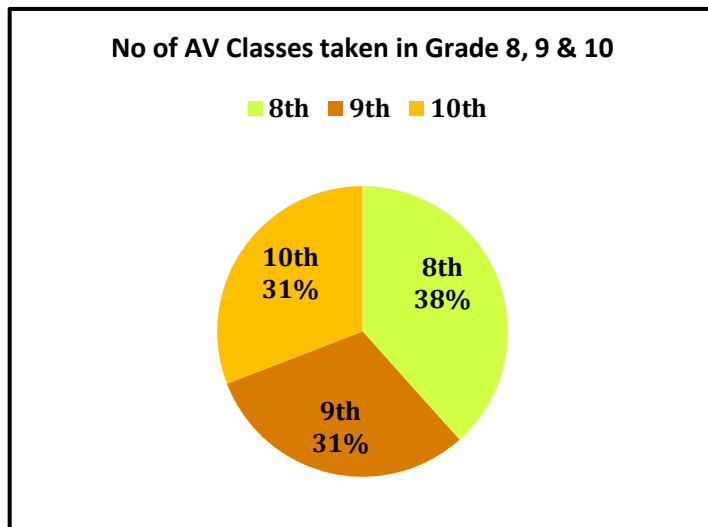
School Name	Nuggehalli School		
Grade	8th	9th	10th
# of Students	40	48	72

ACTION OUTCOMES (JAN'15-MAY'15)

Sl.No	Status	Schedule	Description	Remarks
1	Digital classes (SDLC)	Completed	Around 388, 311 and 312 across 8 th , 9th and 10th digital classes have been conducted for the reporting period.	Digital classes have been conducted In SVYM SDLC center. Along with this 10 th std group study, motivation classes, work book practice, revision classes were conducted
2	group study, motivation classes, work book practice, revision classes were conducted	Completed		
3	Preparatory results analysis	Completed	Preparatory results was collected and analysed	Details in Table 3

REGULAR SDLC SESSIONS AND REMEDIAL CLASSES (TABLE 2)

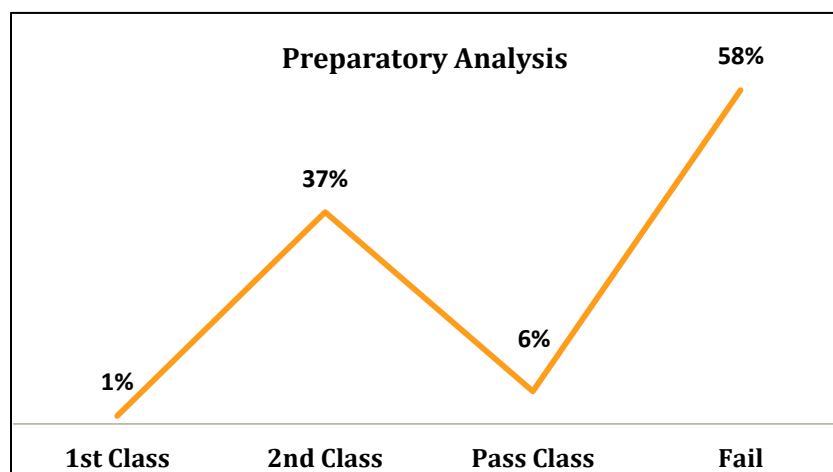
Grade	8th	9th	10th	Total
# of Periods	388	311	312	1011

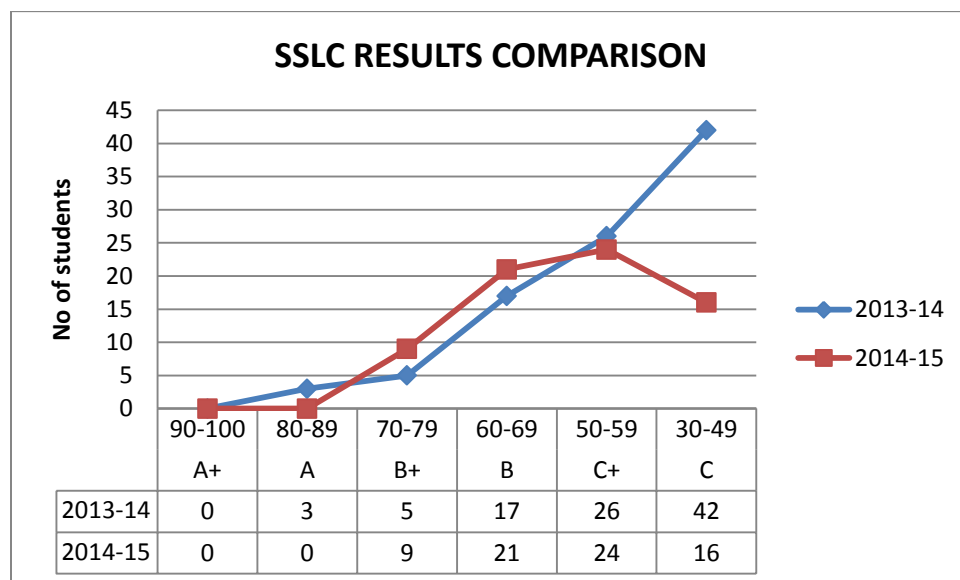


PREPARATORY ANALYSIS OF CLASS 10 (TABLE 3)

# of Students	# of Appeared	# of Absentees	# of Passed
72	71	1	31

# Of Students	1 st Class	2nd Class	Pass Class	Fail
71	1	26	4	41



SSLC BOARD EXAM RESULTS**¹ COMPARISON (2013-14 AND 2014-15) (TABLE 4)

	A+	A	B+	B	C+	C	Total
Year/percentage	90-100	80-89	70-79	60-69	50-59	30-49	
2013-14	0	3	5	17	26	42	93
%	0	3.22	5.37	18.27	27.95	45.16	
2014-15	0	0	9	21	24	16	70
%	0	0	12.85	30	34.28	22.85	

There is significant improvement of 6.63% in B+ and 11.73 in B Category of results from 2013-14 to 2014-15.

¹ Detailed analysis is enclosed in Annexure

ACTION PLAN FOR UPCOMING REPORTING PERIOD

Month	Activities
Planning for next year activities	May
Bridge course for building foundation competencies	June
SDLC classes	July

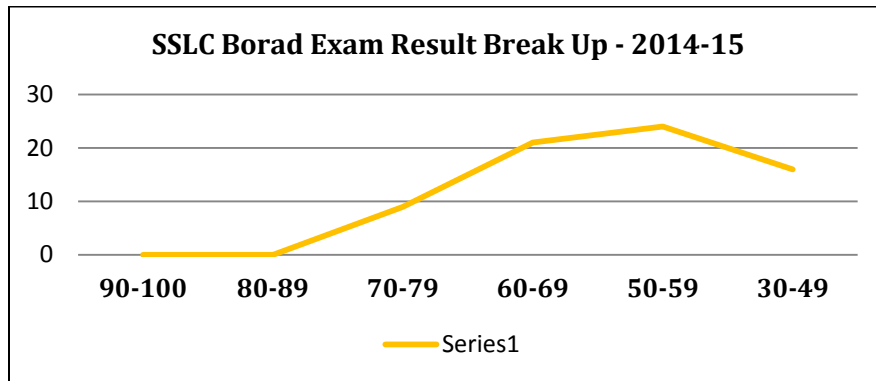
ANNEXURE (STUDENT WISE SSLC MARKS AND RESULT)

Student Name	Register Number	Kan	Eng	Hin	Maths	Science	Social	Total	%	Result
Abdul Sharuk	20150373928	99	46	71	52	63	60	391	63%	Pass
Abhilash	20150373929	91	45	58	47	57	53	351	56%	Pass
Anil S L	20150373940	58	43	41	37	42	55	276	44%	Pass
Harshith Kumar J K	20150374036	105	73	86	44	56	73	437	70%	Pass
Aruna	20150373953	100	45	91	48	61	88	433	69%	Pass
Asha B N	20150373955	79	46	60	40	44	75	344	55%	Pass
Balaji S V	20150373959	86	45	54	58	51	52	346	55%	Pass
Basavaraj S R	20150373966	57	41	48	41	44	57	288	46%	Pass
Bharath V M	20150373974	43	24	42	34	44	45	232	37%	Fail
Bharathi N S	20150373976	83	40	38	37	45	55	298	48%	Pass
Chandan R	20150373995	73	40	44	38	44	45	284	45%	Pass
Cheluva S S	20150373999	86	40	47	38	56	48	315	50%	Pass
Dayananda J N	20150374007	101	44	52	72	44	64	377	60%	Pass
Dharshini V S	20150374006	54	44	42	27	16	52	235	38%	Fail
Dilip	20150374015	30	25	42	41	30	40	208	33%	Fail

Firoz Khan	20150374022	84	52	79	62	57	63	397	64%	Pass
Gangadhara A N	20150374025	70	51	43	44	40	62	310	50%	Pass
Girija C N	20150374026	98	53	54	41	40	72	358	57%	Pass
Jithendra	20150374043	35	28	41	32	47	51	234	37%	Fail
Kavitha H N	20150374047	86	42	55	45	47	60	335	54%	Pass
Kiran V N	20150374052	91	41	52	52	54	72	362	58%	Pass
Manu V V	20150374052	116	40	64	38	46	44	348	56%	Pass
Mohammed Asif	20150374083	86	51	85	47	49	45	363	58%	Pass
Mohan Kumar N S	20150374085	114	55	88	45	72	68	442	71%	Pass
Nagesh S N	20150374126	74	46	64	57	47	50	338	54%	Pass
Pooja	20150374116	104	51	69	43	55	65	387	62%	Pass
Punith	20150374141	54	44	42	40	41	41	262	42%	Pass
Rajesh A R	20150374146	97	40	72	63	44	68	384	61%	Pass
Richard Sandesh	20150374168	112	41	80	50	63	84	430	69%	Pass
Rohan A S	20150374169	109	44	72	52	47	76	400	64%	Pass
Roinaz	20150374170	108	50	76	49	64	76	423	68%	Pass
Sagar H M	20150374185	72	55	53	47	55	68	350	56%	Pass
Sanjaya Gowda N R	20150374197	91	50	44	62	51	85	383	61%	Pass
Santhosh S	20150374200	81	40	55	46	47	63	332	53%	Pass
Shivashankar A M	20150374215	36	44	44	32	25	41	222	36%	Fail
Sunil V L	20150374243	114	67	87	49	65	63	445	71%	Pass
Thyagaraju	20150374256	83	46	60	46	44	61	340	54%	Pass
Umesh	20150374258	37	45	42	37	28	45	234	37%	Fail
Varalakshmi	20150374261	93	47	74	38	40	62	354	57%	Pass
Varun	20150374262	82	43	44	46	47	54	316	51%	Pass
Veena	20150374266	103	57	67	38	49	82	396	63%	Pass
Vijay M M	20150374270	80	41	43	38	39	67	308	49%	Pass

Vinay M M	20150374271	56	44	42	26	29	61	258	41%	Fail
Vishwanath V N	20150374278	71	44	61	47	45	66	334	53%	Pass
Yashsvini	20150374280	83	57	76	51	49	53	369	59%	Pass
Shashank S	20150374212	44	44	52	34	27	42	243	39%	Fail
Rahul M T	2015037414	75	40	52	42	39	66	314	50%	Pass
Aisha Siddiq	20150373938	91	45	88	42	50	54	370	59%	Pass
Anju Muskan	20150373944	79	50	71	41	43	52	336	54%	Pass
Asi Masulthan	20150373954	98	48	90	48	44	56	384	61%	Pass
Chandan H I	20150373993	116	67	96	60	57	72	468	75%	Pass
Gaganashree N S	20150374023	106	66	92	68	68	85	485	78%	Pass
Sahana N N	20150374190	109	69	84	50	48	64	424	68%	Pass
Sunera	20150374240	123	78	97	63	68	66	495	79%	Pass
Sushma N B	20150374245	115	71	85	62	57	88	478	76%	Pass
Swathi N M	20150374248	98	55	84	49	45	73	404	65%	Pass
Vidyashree G M	20150374269	80	50	74	48	46	61	359	57%	Pass
Abhishek J S	20150373932	77	47	57	39	38	49	307	49%	Pass
Darshan J S	20150374004	89	52	67	44	39	48	339	54%	Pass
Dharmaraja K N	20150374012	88	53	74	41	47	69	372	60%	Pass
Ganesh V R	20150374024	90	55	58	50	49	71	373	60%	Pass
Gururaj R	20150374033	78	70	82	58	51	87	426	68%	Pass
Manjunath K	20150374071	89	56	71	38	49	72	375	60%	Pass
Nagaraj S	20150374090	115	58	90	54	57	53	427	68%	Pass
Prathap S D	20150374128	112	59	76	63	65	71	446	71%	Pass
Ranjan N D	20150374159	57	59	38	48	38	43	283	45%	Pass
Sachin H D	20150374178	69	63	52	38	44	45	311	50%	Pass
Umashankar J K	20150374257	113	60	82	40	62	91	448	72%	Pass
Yashas N S	20150374279	84	61	66	77	45	58	391	63%	Pass
Gurumurthy	20150374032	80	61	69	41	44	64	359	63%	Pass

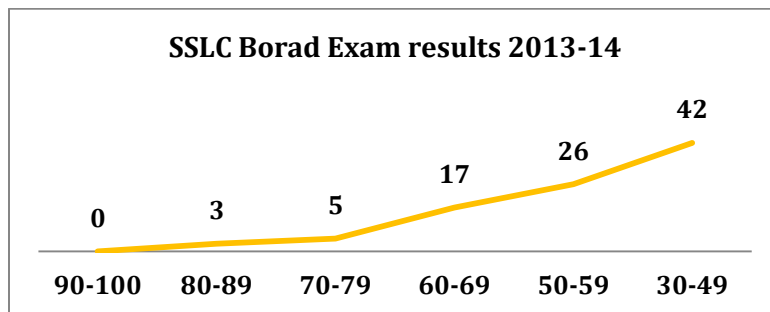
SSLC RESULTS 2014-15



Strength	Appeared	Absent	Passed	Failed
72	70	2	62	8

90-100	80-89	70-79	60-69	50-59	30-49
0	0	9	21	24	16
A+	A	B+	B	C+	C

SSLC RESULTS 2013-14



90-100	80-89	70-79	60-69	50-59	30-49
0	3	5	17	26	42
A+	A	B+	B	C+	C